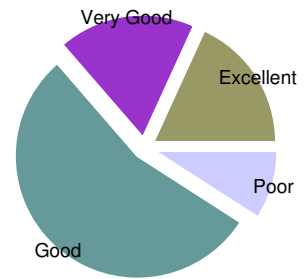


Online Teaching Feedback Form TERM1 - 2020-2021

Selected Classes : MA Part 2 Economics, MCOM-II, MSC-II (INORG), MSC-II (ORGNC), MSC-II (MATHS), MSC-II (I TECH), MSC-II (BIOAN)- B
Feedback About : KBP-ASC (PG)

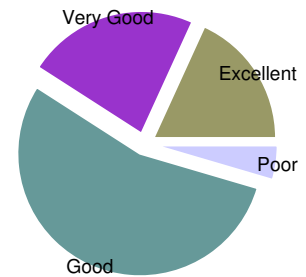
Equipment and facilities (Computer/laptop/internet/software) to participate in online lectures are

Very Poor	0	Average Score 7 out of 10 <hr/> Satisfaction Index 100 %
Poor	2	
Good	12	
Very Good	4	
Excellent	4	
Total Respondants	22	



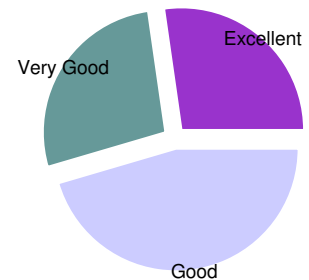
Computer knowledge and IT skills to manage your online learning.

Very Poor	0	Average Score 7 out of 10 <hr/> Satisfaction Index 100 %
Poor	1	
Good	12	
Very Good	5	
Excellent	4	
Total Respondants	22	



Guidelines provided about how to use relevant online tools before starting online lectures by your lecturer are

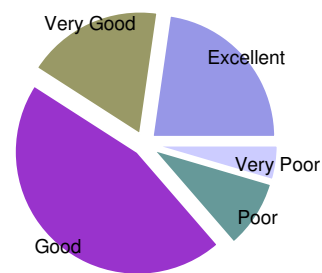
Very Poor	0	Average Score 8 out of 10 <hr/> Satisfaction Index 100 %
Poor	0	
Good	10	
Very Good	6	
Excellent	6	
Total Respondants	22	



How do you feel about learning through Online teaching than conventional classroom ?

Very Poor	1
Poor	2
Good	10
Very Good	4
Excellent	5
Total Respondants	22

Average Score	7 out of 10
Satisfaction Index	95.45 %



Proficiency of the teacher to teach online

Very Poor	0
Poor	0
Good	11
Very Good	6
Excellent	5
Total Respondants	22

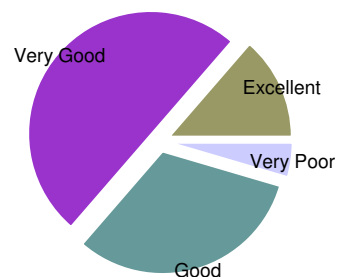
Average Score	7 out of 10
Satisfaction Index	100 %



Teachers can manage to cover allocated syllabus online within given time

Very Poor	1
Poor	0
Good	7
Very Good	11
Excellent	3
Total Respondants	22

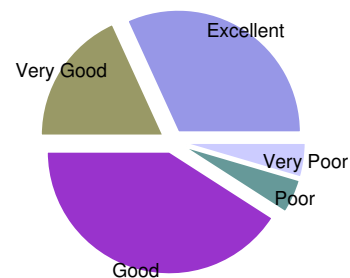
Average Score	7 out of 10
Satisfaction Index	95.45 %



Student-teacher interaction during online teaching

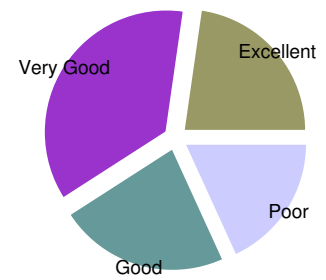
Very Poor	1
Poor	1
Good	9
Very Good	4
Excellent	7
Total Respondants	22

Average Score	7 out of 10
Satisfaction Index	95.45 %



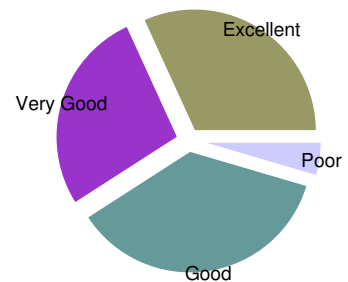
Support from other family members during online lectures	
Very Poor	0
Poor	4
Good	5
Very Good	8
Excellent	5
Total Respondants	22

Average Score 7 out of 10
Satisfaction Index 100 %



Facility to ask questions or clear doubts during online lectures	
Very Poor	0
Poor	1
Good	8
Very Good	6
Excellent	7
Total Respondants	22

Average Score 8 out of 10
Satisfaction Index 100 %



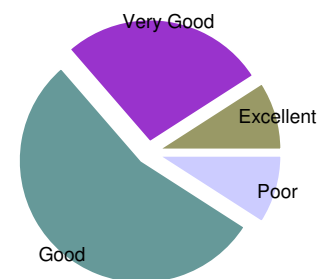
Time availability during the online class to take the notes	
Very Poor	0
Poor	2
Good	9
Very Good	6
Excellent	5
Total Respondants	22

Average Score 7 out of 10
Satisfaction Index 100 %



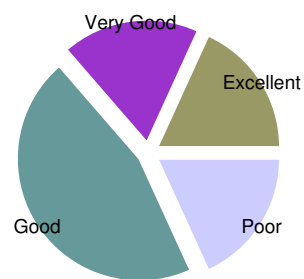
Understanding of shared recording of online classes after class is over	
Very Poor	0
Poor	2
Good	12
Very Good	6
Excellent	2
Total Respondants	22

Average Score 7 out of 10
Satisfaction Index 100 %



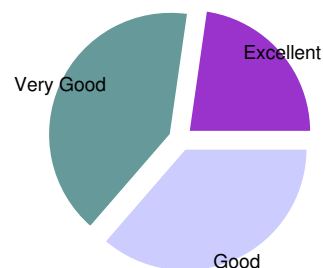
Understanding with Recorded video lectures (shared on YouTube, WhatsApp, G-Class) as against live online class

Very Poor	0	<table border="1"> <tr> <td>Average Score</td> <td>7 out of 10</td> </tr> <tr> <td>Satisfaction Index</td> <td>100 %</td> </tr> </table>	Average Score	7 out of 10	Satisfaction Index	100 %
Average Score	7 out of 10					
Satisfaction Index	100 %					
Poor	4					
Good	10					
Very Good	4					
Excellent	4					
Total Respondants	22					



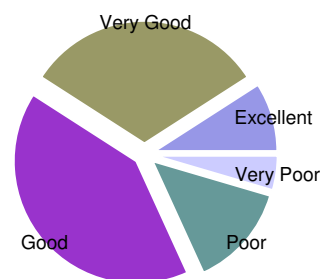
Please rate your own presence at online classes till date

Very Poor	0	<table border="1"> <tr> <td>Average Score</td> <td>8 out of 10</td> </tr> <tr> <td>Satisfaction Index</td> <td>100 %</td> </tr> </table>	Average Score	8 out of 10	Satisfaction Index	100 %
Average Score	8 out of 10					
Satisfaction Index	100 %					
Poor	0					
Good	8					
Very Good	9					
Excellent	5					
Total Respondants	22					



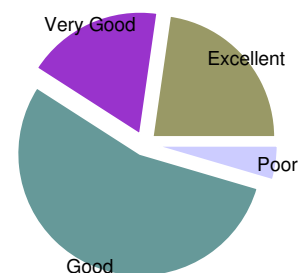
The network data (Bandwidth / data pack/ broadband connection) for attending online classes is...

Very Poor	1	<table border="1"> <tr> <td>Average Score</td> <td>7 out of 10</td> </tr> <tr> <td>Satisfaction Index</td> <td>95.45 %</td> </tr> </table>	Average Score	7 out of 10	Satisfaction Index	95.45 %
Average Score	7 out of 10					
Satisfaction Index	95.45 %					
Poor	3					
Good	9					
Very Good	7					
Excellent	2					
Total Respondants	22					



Overall level of satisfaction about online classes

Very Poor	0	<table border="1"> <tr> <td>Average Score</td> <td>7 out of 10</td> </tr> <tr> <td>Satisfaction Index</td> <td>100 %</td> </tr> </table>	Average Score	7 out of 10	Satisfaction Index	100 %
Average Score	7 out of 10					
Satisfaction Index	100 %					
Poor	1					
Good	12					
Very Good	4					
Excellent	5					
Total Respondants	22					



Note : This is a computer generated document, hence no signature required